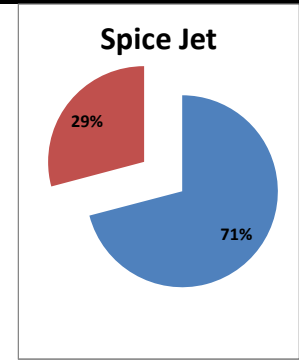
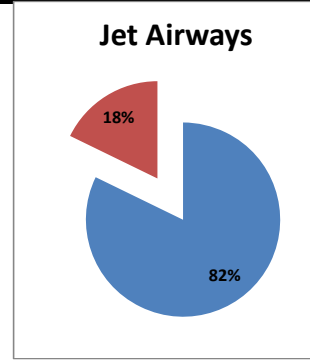
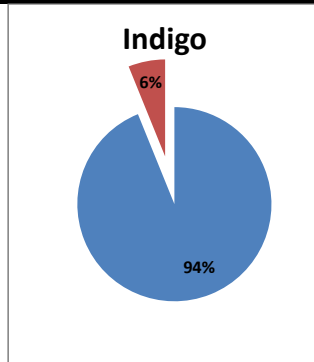
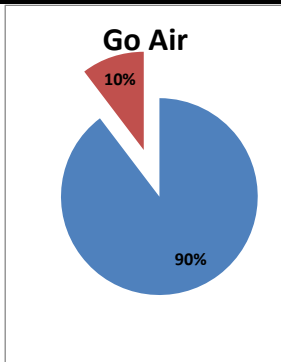
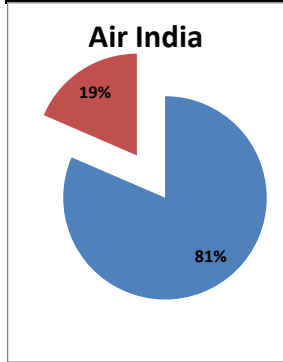


**Airport Name :- DELHI INTERNATIONAL AIRPORT PVT LIMITED. - Jun'13**

Airline	Total Departures	Flights ontime (STD +/- 15 Min)	Flights Delayed (STD +/- 15 Min)	% On time	% delayed	Airline					Airport		Weather		ATC	Miscellaneous
						Passenger & baggage handling (IATA CODES 11-18)	Aircraft & Ramp Handling (IATA CODES 31-39)	Technical, automated equipment failure(IATA CODES 41-48)	Operations , crew(IATA CODES 61-69)	Reactionary reasons (IATA CODES 91-97)	Airport Facilites (IATA CODES - 87,89)	Airport Security (IATA CODES 85)	Destination airport below minima (IATA CODES 72)	Departure aerodrome Below minima (IATA CODES 71)	ATFM(IATA CODES 81-84)	IATA CODE-99
AI	1804	1470	334	81%	19%	15	5	28	51	214	3	1	13	3	1	0
G8	824	739	85	90%	10%	0	0	1	2	75	0	0	2	1	0	4
6E	2064	1938	126	94%	6%	2	4	10	12	86	1	1	1	6	0	3
9W&S2	1924	1582	342	82%	18%	10	2	15	47	245	11	0	7	1	2	2
SG	1701	1206	495	71%	29%	3	4	196	33	236	5	0	10	4	0	4
<b>Total</b>	<b>8317</b>	<b>6935</b>	<b>1382</b>	<b>83%</b>	<b>17%</b>	<b>30</b>	<b>15</b>	<b>250</b>	<b>145</b>	<b>856</b>	<b>20</b>	<b>2</b>	<b>33</b>	<b>15</b>	<b>3</b>	<b>13</b>

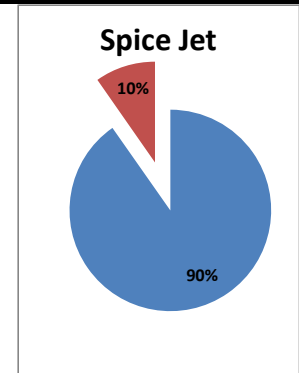
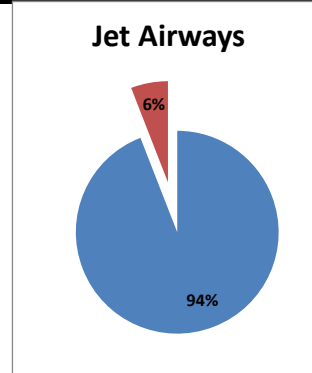
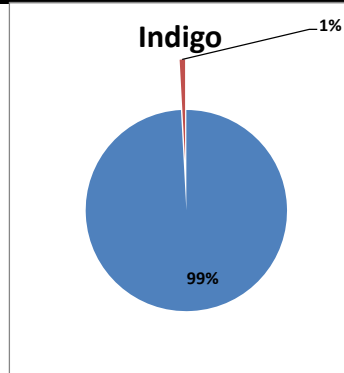
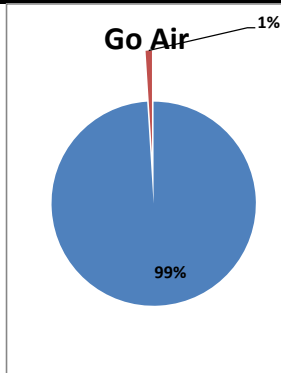
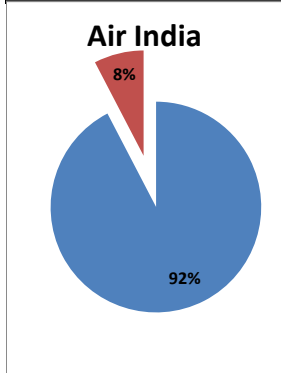


**On time percentage**

**Delayed percentage**

**Airport Name :- DELHI INTERNATIONAL AIRPORT PVT LIMITED. - Jun'13(Period :- 0300-0859)**

Airline	Total Departures	Flights ontime (STD +/- 15 Min)	Flights Delayed (STD +/- 15 Min)	% On time	% delayed	Airline					Airport		Weather		ATC	Miscellaneous
						Passenger & baggage handling (IATA CODES 11-18)	Aircraft & Ramp Handling (IATA CODES 31-39)	Technical, automated equipment failure(IATA CODES 41-48)	Operations , crew(IATA CODES 61-69)	Reactionary reasons (IATA CODES 91-97)	Airport Facilites (IATA CODES - 87,89)	Airport Security (IATA CODES 85)	Destination airport below minima (IATA CODES 72)	Departure aerodrome Below minima (IATA CODES 71)	ATFM(IATA CODES 81-84)	IATA CODE-99
AI	487	450	37	92%	8%	5	1	9	10	4	0	1	7	0	0	0
G8	296	293	3	99%	1%	0	0	0	1	1	0	0	1	0	0	0
6E	577	572	5	99%	1%	1	0	3	0	1	0	0	0	0	0	0
9W&S2	423	398	25	94%	6%	0	0	5	8	7	0	0	5	0	0	0
SG	504	455	49	90%	10%	0	1	33	4	5	1	0	3	0	0	2
<b>Total</b>	<b>2287</b>	<b>2168</b>	<b>119</b>	<b>95%</b>	<b>5%</b>	<b>6</b>	<b>2</b>	<b>50</b>	<b>23</b>	<b>18</b>	<b>1</b>	<b>1</b>	<b>16</b>	<b>0</b>	<b>0</b>	<b>2</b>

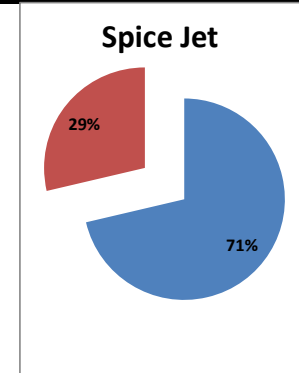
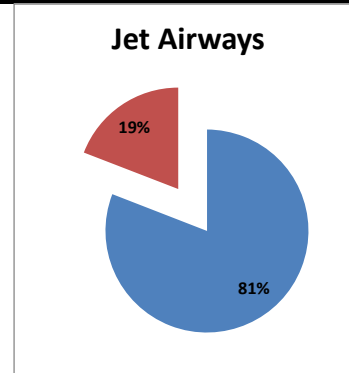
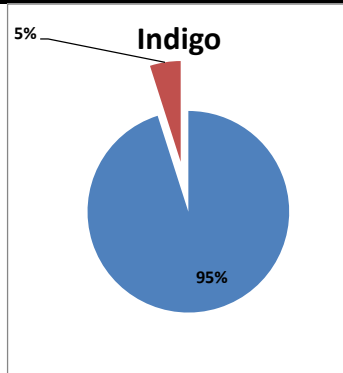
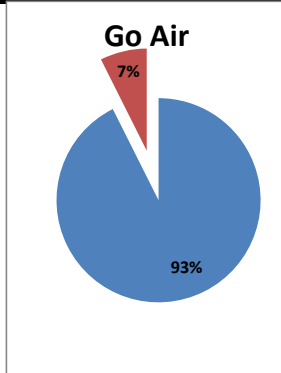
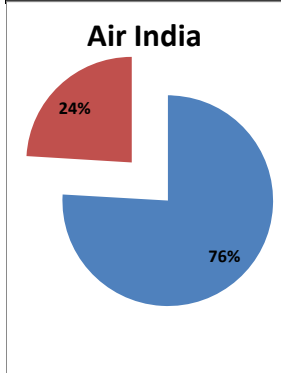


**On time percentage**

**Delayed percentage**

**Airport Name :- DELHI INTERNATIONAL AIRPORT PVT LIMITED. - Jun'13(Period :- 0900-1459)**

Airline	Total Departures	Flights ontime (STD +/- 15 Min)	Flights Delayed (STD +/- 15 Min)	% On time	% delayed	Airline					Airport		Weather		ATC	Miscellaneous
						Passenger & baggage handling (IATA CODES 11-18)	Aircraft & Ramp Handling (IATA CODES 31-39)	Technical, automated equipment failure(IATA CODES 41-48)	Operations , crew(IATA CODES 61-69)	Reactionary reasons (IATA CODES 91-97)	Airport Facilites (IATA CODES - 87,89)	Airport Security (IATA CODES 85)	Destination airport below minima (IATA CODES 72)	Departure aerodrome Below minima (IATA CODES 71)	ATFM(IATA CODES 81-84)	IATA CODE-99
AI	723	549	174	76%	24%	5	3	10	26	119	3	0	6	1	1	0
G8	230	213	17	93%	7%	0	0	0	1	14	0	0	1	1	0	0
6E	730	694	36	95%	5%	1	4	5	4	16	0	0	1	4	0	1
9W&S2	822	665	157	81%	19%	6	0	5	23	110	9	0	1	0	2	1
SG	579	413	166	71%	29%	3	1	60	9	84	1	0	6	1	0	1
<b>Total</b>	<b>3084</b>	<b>2534</b>	<b>550</b>	<b>82%</b>	<b>18%</b>	<b>15</b>	<b>8</b>	<b>80</b>	<b>63</b>	<b>343</b>	<b>13</b>	<b>0</b>	<b>15</b>	<b>7</b>	<b>3</b>	<b>3</b>

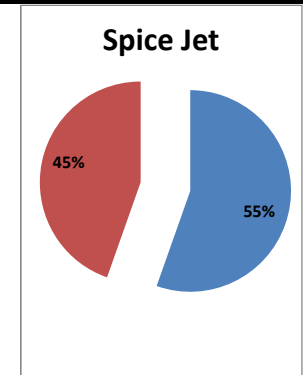
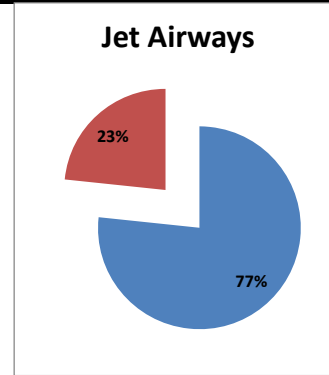
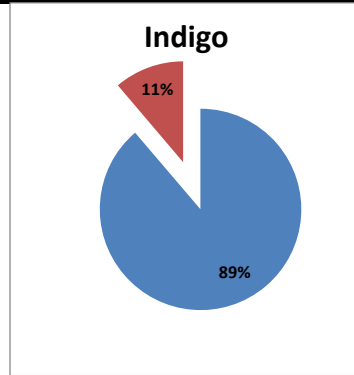
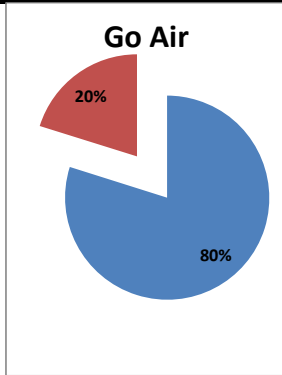
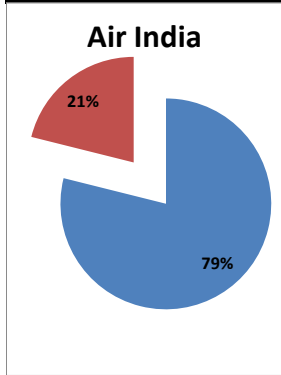


**On time percentage**

**Delayed percentage**

**Airport Name :- DELHI INTERNATIONAL AIRPORT PVT LIMITED. - Jun'13(Period :- 1500-2059)**

Airline	Total Departures	Flights ontime (STD +/- 15 Min)	Flights Delayed (STD +/- 15 Min)	% On time	% delayed	Airline					Airport		Weather		ATC	Miscellaneous
						Passenger & baggage handling (IATA CODES 11-18)	Aircraft & Ramp Handling (IATA CODES 31-39)	Technical, automated equipment failure(IATA CODES 41-48)	Operations , crew(IATA CODES 61-69)	Reactionary reasons (IATA CODES 91-97)	Airport Facilites (IATA CODES - 87,89)	Airport Security (IATA CODES 85)	Destination airport below minima (IATA CODES 72)	Departure aerodrome Below minima (IATA CODES 71)	ATFM(IATA CODES 81-84)	IATA CODE-99
AI	564	445	119	79%	21%	5	1	8	15	88	0	0	0	2	0	0
G8	268	214	54	80%	20%	0	0	1	0	49	0	0	0	0	0	4
6E	757	672	85	89%	11%	0	0	2	8	69	1	1	0	2	0	2
9W&S2	677	519	158	77%	23%	4	1	5	16	127	2	0	1	1	0	1
SG	594	329	265	55%	45%	0	2	100	18	137	3	0	1	3	0	1
<b>Total</b>	<b>2860</b>	<b>2179</b>	<b>681</b>	<b>76%</b>	<b>24%</b>	<b>9</b>	<b>4</b>	<b>116</b>	<b>57</b>	<b>470</b>	<b>6</b>	<b>1</b>	<b>2</b>	<b>8</b>	<b>0</b>	<b>8</b>

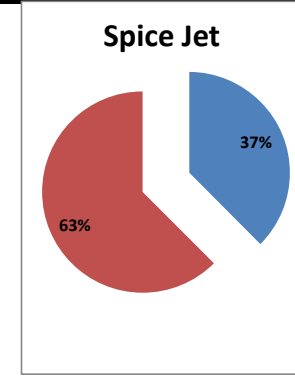
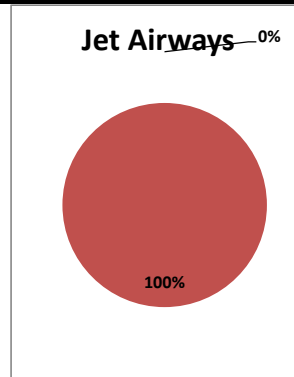
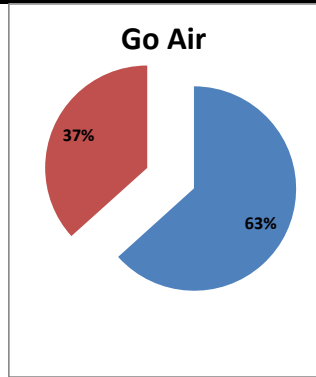
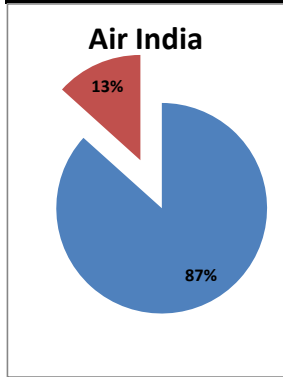


**On time percentage**

**Delayed percentage**

**Airport Name :- DELHI INTERNATIONAL AIRPORT PVT LIMITED. - Jun'13(Period :- 2100-0259)**

Airline	Total Departures	Flights ontime (STD +/- 15 Min)	Flights Delayed (STD +/- 15 Min)	% On time	% delayed	Airline					Airport		Weather		ATC	Miscellaneous
						Passenger & baggage handling (IATA CODES 11-18)	Aircraft & Ramp Handling (IATA CODES 31-39)	Technical, automated equipment failure(IATA CODES 41-48)	Operations , crew(IATA CODES 61-69)	Reactionary reasons (IATA CODES 91-97)	Airport Facilites (IATA CODES - 87,89)	Airport Security (IATA CODES 85)	Destination airport below minima (IATA CODES 72)	Departure aerodrome Below minima (IATA CODES 71)	ATFM(IATA CODES 81-84)	IATA CODE-99
AI	30	26	4	87%	13%	0	0	1	0	3	0	0	0	0	0	0
G8	30	19	11	63%	37%	0	0	0	0	11	0	0	0	0	0	0
6E	0	0	0	0%	0%	0	0	0	0	0	0	0	0	0	0	0
9W&S2	2	0	2	0%	100%	0	1	0	0	1	0	0	0	0	0	0
SG	24	9	15	38%	63%	0	0	3	2	10	0	0	0	0	0	0
<b>Total</b>	<b>86</b>	<b>54</b>	<b>32</b>	<b>63%</b>	<b>37%</b>	<b>0</b>	<b>1</b>	<b>4</b>	<b>2</b>	<b>25</b>	<b>0</b>	<b>0</b>	<b>0</b>	<b>0</b>	<b>0</b>	<b>0</b>



**On time percentage**

**Delayed percentage**