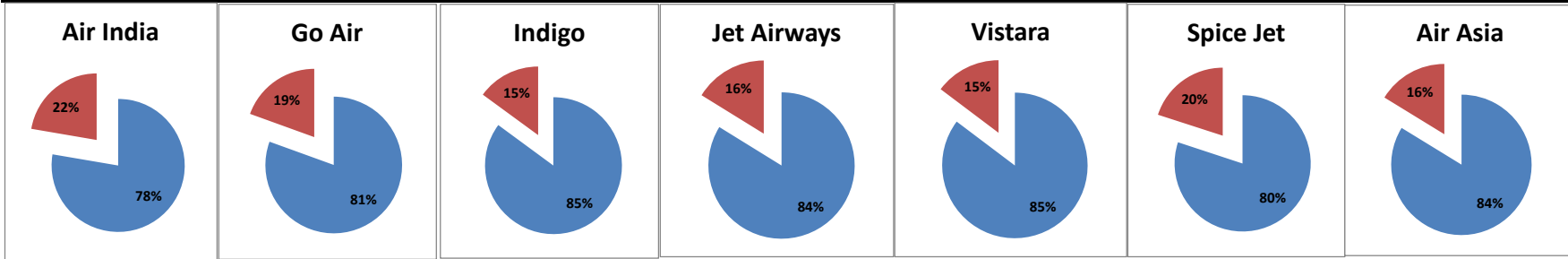


Airport Name :- DELHI INTERNATIONAL AIRPORT PVT LIMITED. - May'16{Departure}

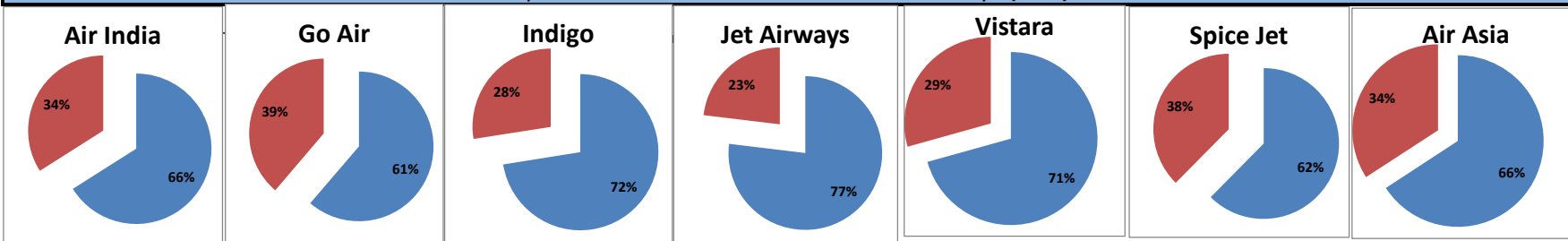
| Airline | Total Departures | Flights ontime (STD +/- 15 Min) | Flights Delayed (STD +/- 15 Min) | % On time | % delayed | Airline | | | | | Airport | | Weather | | ATC | Miscellaneous |
|--------------|------------------|---------------------------------|----------------------------------|------------|------------|---|---|--|-------------------------------------|--|--|----------------------------------|--|--|------------------------|---------------|
| | | | | | | Passenger & baggage handling (IATA CODES 11-18) | Aircraft & Ramp Handling (IATA CODES 31-39) | Technical, automated equipment failure(IATA CODES 41-48) | Operations , crew(IATA CODES 61-69) | Reactionary reasons (IATA CODES 91-97) | Airport Facilites (IATA CODES - 87,89) | Airport Security (IATA CODES 85) | Destination airport below minima (IATA CODES 72) | Departure aerodrome Below minima (IATA CODES 71) | ATFM(IATA CODES 81-84) | IATA CODE-99 |
| AI | 2093 | 1626 | 467 | 78% | 22% | 42 | 7 | 55 | 15 | 322 | 1 | 0 | 11 | 12 | 0 | 2 |
| G8 | 1002 | 807 | 195 | 81% | 19% | 3 | 0 | 4 | 0 | 171 | 7 | 0 | 4 | 6 | 0 | 0 |
| 6E | 4252 | 3618 | 634 | 85% | 15% | 26 | 12 | 9 | 0 | 482 | 49 | 0 | 4 | 46 | 0 | 6 |
| 9W&S2 | 2588 | 2169 | 419 | 84% | 16% | 53 | 0 | 12 | 1 | 333 | 4 | 0 | 4 | 10 | 0 | 2 |
| UK | 760 | 648 | 112 | 85% | 15% | 2 | 1 | 1 | 0 | 104 | 2 | 0 | 0 | 1 | 0 | 1 |
| SG | 1328 | 1063 | 265 | 80% | 20% | 9 | 1 | 25 | 0 | 204 | 12 | 0 | 3 | 8 | 0 | 3 |
| I5 | 271 | 227 | 44 | 84% | 16% | 1 | 0 | 1 | 0 | 41 | 0 | 0 | 0 | 1 | 0 | 0 |
| Total | 12294 | 10158 | 2136 | 83% | 17% | 136 | 21 | 107 | 16 | 1657 | 75 | 0 | 26 | 84 | 0 | 14 |



On time percentage

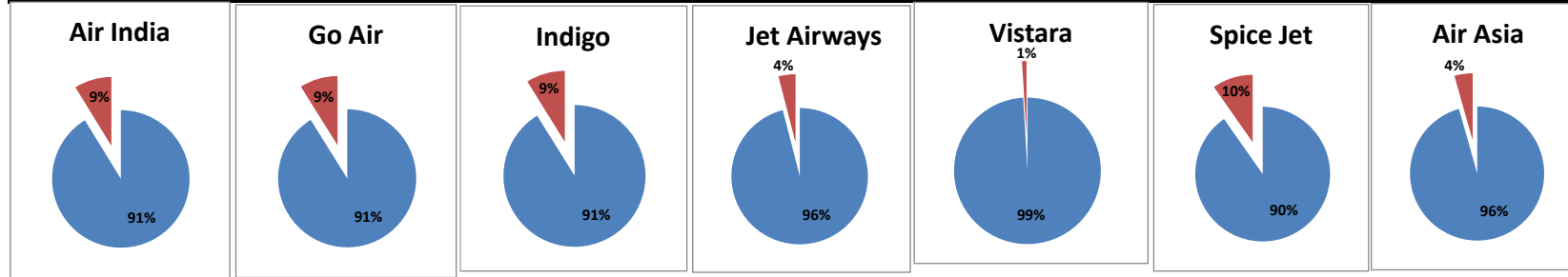
Delay percentage

Airport Name :- DELHI INTERNATIONAL AIRPORT PVT LIMITED. - May'16{Arrival}



Airport Name :- DELHI INTERNATIONAL AIRPORT PVT LIMITED. - May'16(Period :- 0300-0859) - {Departure}

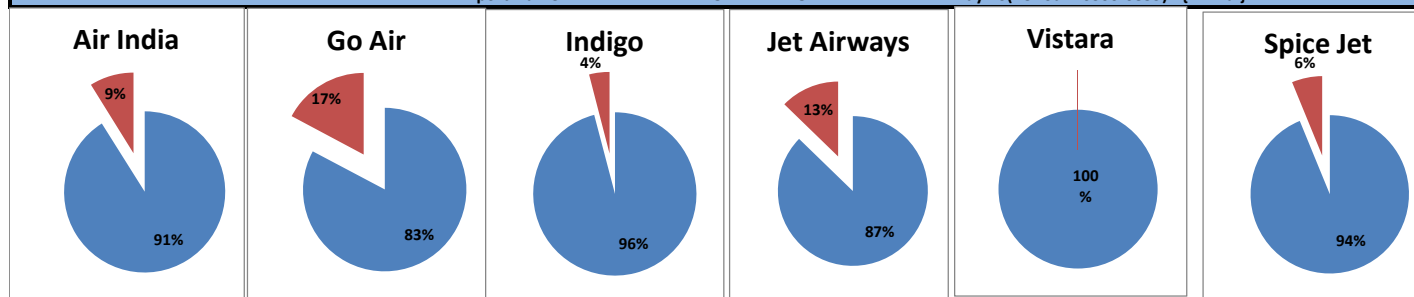
| Airline | Total Departures | Flights ontime (STD +/- 15 Min) | Flights Delayed (STD +/- 15 Min) | % On time | % delayed | Airline | | | | | Airport | | Weather | | ATC | Miscellaneous |
|--------------|------------------|---------------------------------|----------------------------------|------------|-----------|---|---|--|-------------------------------------|--|---|----------------------------------|--|--|------------------------|---------------|
| | | | | | | Passenger & baggage handling (IATA CODES 11-18) | Aircraft & Ramp Handling (IATA CODES 31-39) | Technical, automated equipment failure(IATA CODES 41-48) | Operations , crew(IATA CODES 61-69) | Reactionary reasons (IATA CODES 91-97) | Airport Facilities (IATA CODES - 87,89) | Airport Security (IATA CODES 85) | Destination airport below minima (IATA CODES 72) | Departure aerodrome Below minima (IATA CODES 71) | ATFM(IATA CODES 81-84) | IATA CODE-99 |
| AI | 628 | 573 | 55 | 91% | 9% | 7 | 2 | 17 | 5 | 14 | 0 | 0 | 6 | 3 | 0 | 1 |
| G8 | 304 | 277 | 27 | 91% | 9% | 1 | 0 | 2 | 0 | 15 | 5 | 0 | 4 | 0 | 0 | 0 |
| 6E | 1344 | 1225 | 119 | 91% | 9% | 16 | 9 | 4 | 0 | 29 | 44 | 0 | 2 | 12 | 0 | 3 |
| 9W&S2 | 545 | 523 | 22 | 96% | 4% | 1 | 0 | 1 | 1 | 18 | 0 | 0 | 0 | 0 | 0 | 1 |
| UK | 212 | 210 | 2 | 99% | 1% | 1 | 0 | 0 | 0 | 0 | 1 | 0 | 0 | 0 | 0 | 0 |
| SG | 392 | 354 | 38 | 90% | 10% | 3 | 0 | 8 | 0 | 13 | 10 | 0 | 0 | 4 | 0 | 0 |
| I5 | 92 | 88 | 4 | 96% | 4% | 1 | 0 | 1 | 0 | 2 | 0 | 0 | 0 | 0 | 0 | 0 |
| Total | 3517 | 3250 | 267 | 92% | 8% | 30 | 11 | 33 | 6 | 91 | 60 | 0 | 12 | 19 | 0 | 5 |



On time percentage

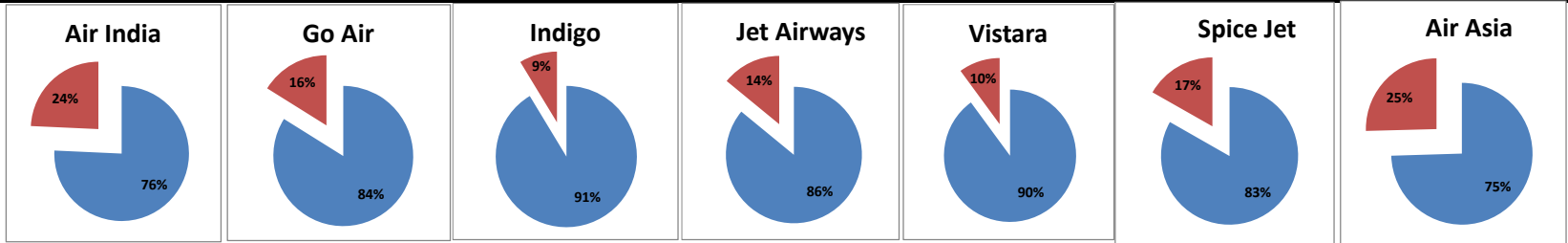
Delay percentage

Airport Name :- DELHI INTERNATIONAL AIRPORT PVT LIMITED. - May'16(Period :- 0300-0859) - {Arrival}



Airport Name :- DELHI INTERNATIONAL AIRPORT PVT LIMITED. - May'16(Period :- 0900-1459) - {Departure}

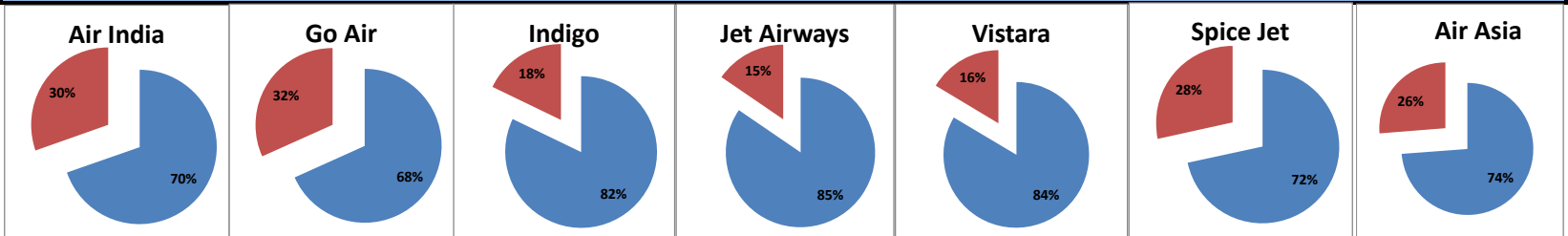
| Airline | Total Departures | Flights ontime (STD +/- 15 Min) | Flights Delayed (STD +/- 15 Min) | % On time | % delayed | Airline | | | | | Airport | | Weather | | ATC | Miscellaneous |
|--------------|------------------|---------------------------------|----------------------------------|------------|------------|---|---|--|-------------------------------------|--|--|----------------------------------|--|--|------------------------|---------------|
| | | | | | | Passenger & baggage handling (IATA CODES 11-18) | Aircraft & Ramp Handling (IATA CODES 31-39) | Technical, automated equipment failure(IATA CODES 41-48) | Operations , crew(IATA CODES 61-69) | Reactionary reasons (IATA CODES 91-97) | Airport Facilites (IATA CODES - 87,89) | Airport Security (IATA CODES 85) | Destination airport below minima (IATA CODES 72) | Departure aerodrome Below minima (IATA CODES 71) | ATFM(IATA CODES 81-84) | IATA CODE-99 |
| AI | 889 | 673 | 216 | 76% | 24% | 24 | 5 | 23 | 5 | 154 | 0 | 0 | 5 | 0 | 0 | 0 |
| G8 | 342 | 287 | 55 | 84% | 16% | 1 | 0 | 2 | 0 | 51 | 1 | 0 | 0 | 0 | 0 | 0 |
| 6E | 1193 | 1090 | 103 | 91% | 9% | 3 | 1 | 1 | 0 | 96 | 0 | 0 | 0 | 0 | 0 | 2 |
| 9W&S2 | 952 | 818 | 134 | 86% | 14% | 19 | 0 | 6 | 0 | 103 | 2 | 0 | 3 | 0 | 0 | 1 |
| UK | 268 | 241 | 27 | 90% | 10% | 1 | 1 | 1 | 0 | 22 | 1 | 0 | 0 | 0 | 0 | 1 |
| SG | 399 | 332 | 67 | 83% | 17% | 3 | 0 | 6 | 0 | 56 | 0 | 0 | 1 | 0 | 0 | 1 |
| I5 | 55 | 41 | 14 | 75% | 25% | 0 | 0 | 0 | 0 | 14 | 0 | 0 | 0 | 0 | 0 | 0 |
| Total | 4098 | 3482 | 616 | 85% | 15% | 51 | 7 | 39 | 5 | 496 | 4 | 0 | 9 | 0 | 0 | 5 |



On time percentage

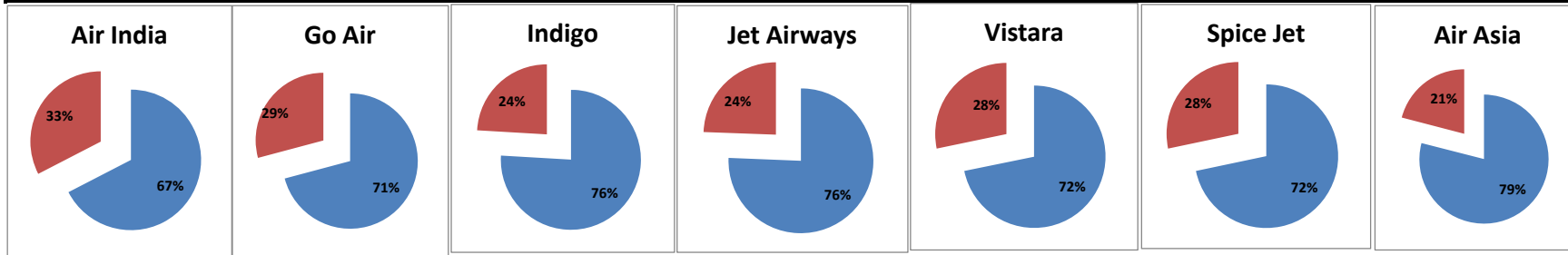
Delay percentage

Airport Name :- DELHI INTERNATIONAL AIRPORT PVT LIMITED. - May'16(Period :- 0900-1459) - {Arrival}



Airport Name :- DELHI INTERNATIONAL AIRPORT PVT LIMITED. - May'16(Period :- 1500-2059) - {Departure}

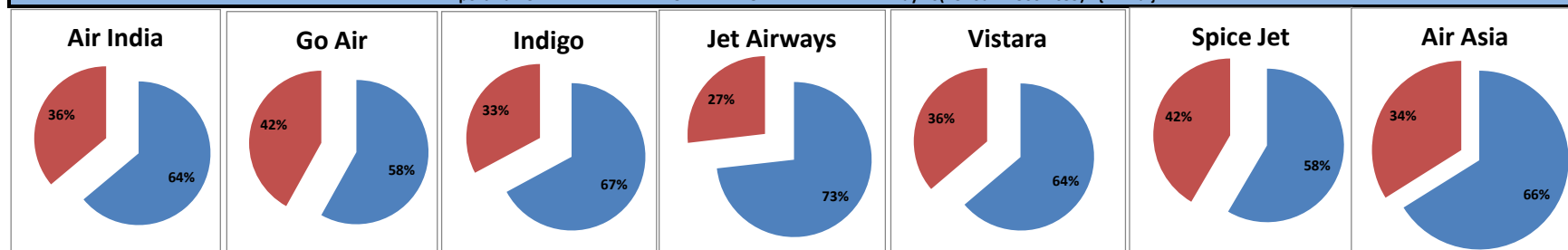
| Airline | Total Departures | Flights ontime (STD +/- 15 Min) | Flights Delayed (STD +/- 15 Min) | % On time | % delayed | Airline | | | | | Airport | | Weather | | ATC | Miscellaneous |
|--------------|------------------|---------------------------------|----------------------------------|------------|------------|---|---|--|-------------------------------------|--|--|----------------------------------|--|--|------------------------|---------------|
| | | | | | | Passenger & baggage handling (IATA CODES 11-18) | Aircraft & Ramp Handling (IATA CODES 31-39) | Technical, automated equipment failure(IATA CODES 41-48) | Operations , crew(IATA CODES 61-69) | Reactionary reasons (IATA CODES 91-97) | Airport Facilites (IATA CODES - 87,89) | Airport Security (IATA CODES 85) | Destination airport below minima (IATA CODES 72) | Departure aerodrome Below minima (IATA CODES 71) | ATFM(IATA CODES 81-84) | IATA CODE-99 |
| AI | 537 | 362 | 175 | 67% | 33% | 10 | 0 | 12 | 4 | 140 | 1 | 0 | 0 | 7 | 0 | 1 |
| G8 | 302 | 214 | 88 | 71% | 29% | 1 | 0 | 0 | 0 | 81 | 1 | 0 | 0 | 5 | 0 | 0 |
| 6E | 1255 | 953 | 302 | 76% | 24% | 7 | 1 | 4 | 0 | 262 | 5 | 0 | 2 | 20 | 0 | 1 |
| 9W&S2 | 939 | 710 | 229 | 76% | 24% | 29 | 0 | 3 | 0 | 184 | 2 | 0 | 1 | 10 | 0 | 0 |
| UK | 248 | 178 | 70 | 72% | 28% | 0 | 0 | 0 | 0 | 69 | 0 | 0 | 0 | 1 | 0 | 0 |
| SG | 477 | 342 | 135 | 72% | 28% | 3 | 1 | 11 | 0 | 111 | 2 | 0 | 2 | 3 | 0 | 2 |
| I5 | 124 | 98 | 26 | 79% | 21% | 0 | 0 | 0 | 0 | 25 | 0 | 0 | 0 | 1 | 0 | 0 |
| Total | 3882 | 2857 | 1025 | 74% | 26% | 50 | 2 | 30 | 4 | 872 | 11 | 0 | 5 | 47 | 0 | 4 |



On time percentage

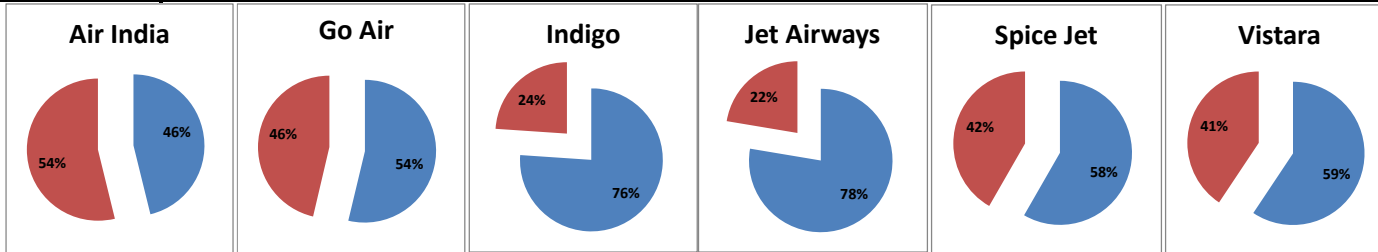
Delay percentage

Airport Name :- DELHI INTERNATIONAL AIRPORT PVT LIMITED. - May'16(Period :- 1500-2059) - {Arrival}



Airport Name :- DELHI INTERNATIONAL AIRPORT PVT LIMITED. - May'16(Period :- 2100-0259) - {Departure}

| Airline | Total Departures | Flights ontime (STD +/- 15 Min) | Flights Delayed (STD +/- 15 Min) | % On time | % delayed | Airline | | | | | Airport | | Weather | | ATC | Miscellaneous |
|--------------|------------------|---------------------------------|----------------------------------|------------|------------|---|---|--|-------------------------------------|--|--|----------------------------------|--|--|------------------------|---------------|
| | | | | | | Passenger & baggage handling (IATA CODES 11-18) | Aircraft & Ramp Handling (IATA CODES 31-39) | Technical, automated equipment failure(IATA CODES 41-48) | Operations , crew(IATA CODES 61-69) | Reactionary reasons (IATA CODES 91-97) | Airport Facilites (IATA CODES - 87,89) | Airport Security (IATA CODES 85) | Destination airport below minima (IATA CODES 72) | Departure aerodrome Below minima (IATA CODES 71) | ATFM(IATA CODES 81-84) | IATA CODE-99 |
| AI | 39 | 18 | 21 | 46% | 54% | 1 | 0 | 3 | 1 | 14 | 0 | 0 | 0 | 2 | 0 | 0 |
| G8 | 54 | 29 | 25 | 54% | 46% | 0 | 0 | 0 | 0 | 24 | 0 | 0 | 0 | 1 | 0 | 0 |
| 6E | 460 | 350 | 110 | 76% | 24% | 0 | 1 | 0 | 0 | 95 | 0 | 0 | 0 | 14 | 0 | 0 |
| 9W&S2 | 152 | 118 | 34 | 78% | 22% | 4 | 0 | 2 | 0 | 28 | 0 | 0 | 0 | 0 | 0 | 0 |
| UK | 32 | 19 | 13 | 59% | 41% | 0 | 0 | 0 | 0 | 13 | 0 | 0 | 0 | 0 | 0 | 0 |
| SG | 60 | 35 | 25 | 58% | 42% | 0 | 0 | 0 | 0 | 24 | 0 | 0 | 0 | 1 | 0 | 0 |
| I5 | 0 | 0 | 0 | 0% | 0% | 0 | 0 | 0 | 0 | 0 | 0 | 0 | 0 | 0 | 0 | 0 |
| Total | 797 | 569 | 228 | 71% | 29% | 5 | 1 | 5 | 1 | 198 | 0 | 0 | 0 | 18 | 0 | 0 |



On time percentage

Delay percentage

Airport Name :- DELHI INTERNATIONAL AIRPORT PVT LIMITED. - May'16(Period :- 2100-0259) - {Arrival}

